



# #9 SINGLE CLAW LOCK AND TIES

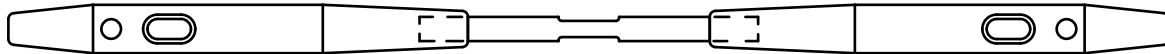
WHEN THE CLAW IS ENGAGED INTO THE SLOTTED TIE END THE TIE IS READY TO RECEIVE THE PRESSURE OF THE CONCRETE, IT ALSO ACTS AS AN AUTOMATIC SPACER FOR YOUR TWO FORMS I.S. AND O.S.. OVER CENTER WEIGHT OF HANDLE KEEPS CLAW CLOSED.




**#9 TAPER TIE**  
**ONE WALL SIZE**  
 TENSILE STRENGTH = 20,000#



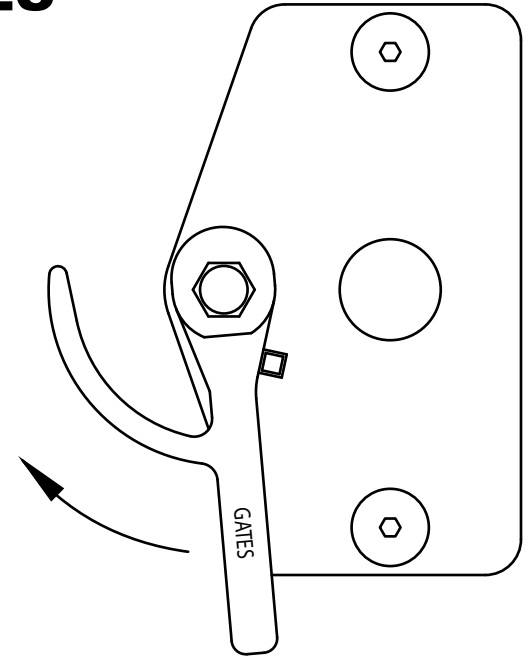
**#9 TAPER TIE**  
**3 WALL SIZES**  
 TENSILE STRENGTH = 20,000#



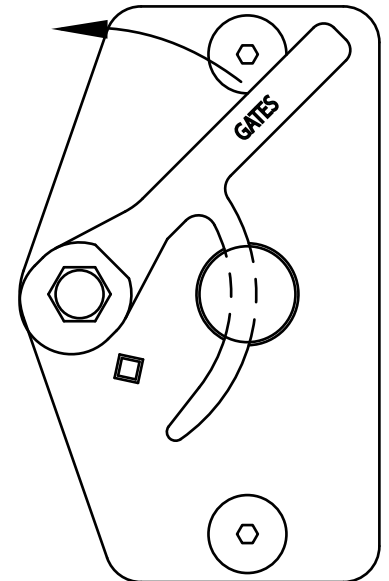
**TYPE "A" TIE END W/ 1/2" INNER TIE**  
 TENSILE STRENGTH = 18,000#



(EXAMPLE) **5" INNER TIE FOR 8" WALL**  
**IN NOMINAL OR FULL INCH SIZES**  
 TENSILE STRENGTH = 18,000#



**LOCK IN OPEN POSITION**



**LOCK IN CLOSED POSITION**