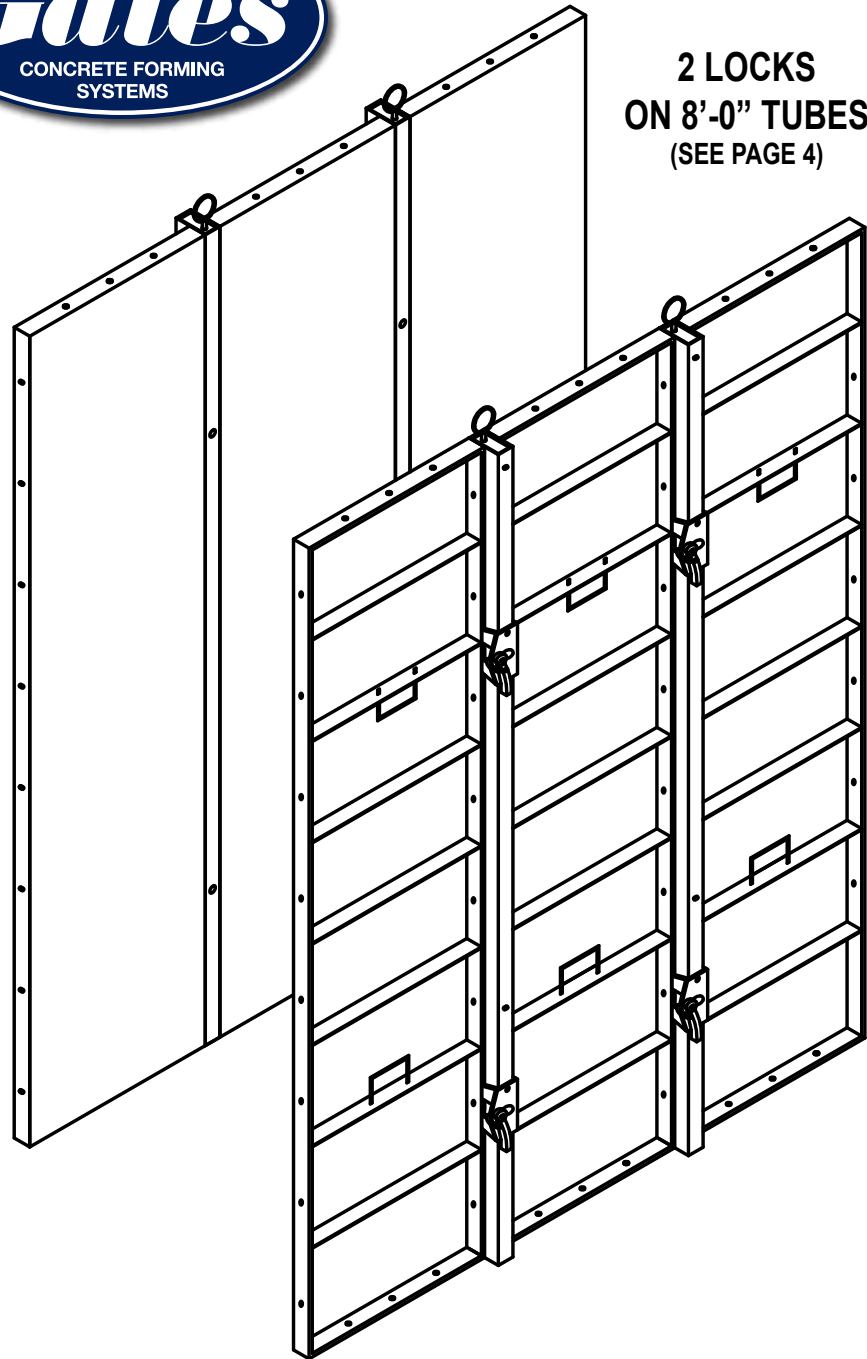


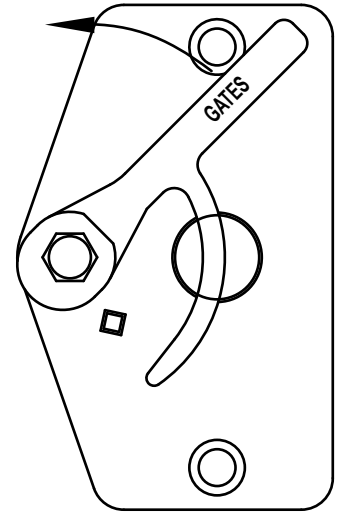


STEEL-FRAME GANG FORM ADAPTER




2 LOCKS
ON 8'-0" TUBES
(SEE PAGE 4)

NOW YOU CAN GANG
FORM YOUR STEEL
FRAME PANELS. JUST AS
THEY ARE WITH GATES
BOX-TUBE ADAPTER,
WITH ALL LOCKS
ATTACHED.

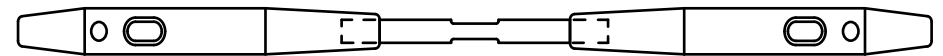


#9 LOCK CLOSED

TIES



#9 TAPER TIE



TYPE "A" TIE END W/ 1/2" INNER TIE

ISOMETRIC OF STRONG-BACK AND STEEL-FRAME FORM

COPYRIGHTED AND
PATENT PENDING
GATES AND SONS, INC.
1-2001

www.gatesconcreteforms.com
EMAIL: info@gatesconcreteforms.com